

Lighting

BF - BIGFOOT

Surface Ceiling Mount Wraparound Luminaire

FEATURES

Ideal for retrofit installations.

Extra wide footprint ensures coverage of existing ceiling lines and holes.

Clear acrylic diffuser with prismatic bottom and ribbed linear sides.

Diffuser, self aligns and hinges from either side for easy maintenance.

Available with 1 or 2 lamps.

Continuous row mounting capability.

Steel housing and ends with white enamel finish.



APPLICATIONS

*Retrofit:
Office Areas
Retail Stores
Corridors
Class Rooms*

APPLICATION FEATURES

Specification-grade, surface mounted wraparound luminaire with low brightness linear sides. Used for indoor retrofit applications where existing luminaires can be replaced with newer energy efficient lamp and ballast combinations while covering existing ceiling lines, unpainted areas and holes from recessed lighting, eg. pot lights. Available with high reflectance (95%) VF-1 reflector.

CONSTRUCTION

Precision formed, code gauge cold rolled steel housing assembly. Diffuser hinges from either side in a lift and shift manner and is self centering. End caps may be butted together for continuous row mounting. Flattened knockouts are provided on ends for flexible conduit attachment.

MOUNTING

Mounting holes are provided.

FINISH

Powder painted high reflectance white visible surfaces. Pre-painted high reflectance white housing.

OPTICS

Wrap-around, extruded clear acrylic diffuser with prismatic bottom and ribbed linear sides, designed for high efficiency and visual comfort. Optional reflector configurations are available in VF-1, high reflectance (95%) specular aluminum.

ELECTRICAL

All electrical components are UL listed or CSA approved Ballasts and lamp holders are replaceable without removing the luminaire from the mounting surface. All electrical components are mounted on housing only. See product selection for optional ballasts. Sufficient knockouts are provided on the back and ends for connections and through wiring.

APPROVALS

Approved to CSA and UL standards. (UL, or equivalent, marked only when specified.)

OPTIONS

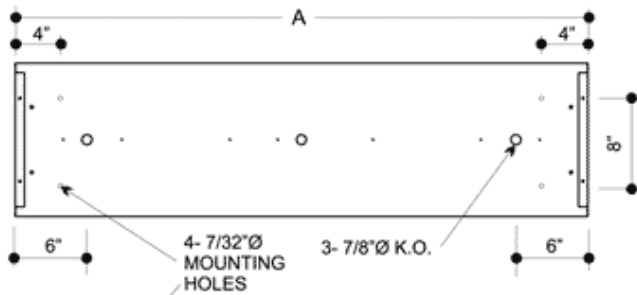
- VF1- 95% reflectance, specular anodized aluminum reflector.
- Electronic ballasts and dimming ballasts, see Product Selection.
- Single piece 8' diffuser (special order).
- 20 gauge riveted construction.

OPTIONAL ADDERS

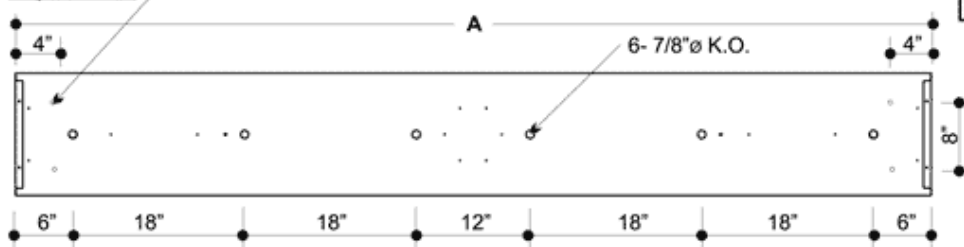
- Emergency lighting power pack.
- Joiner band.

Lighting

Product Dimensions



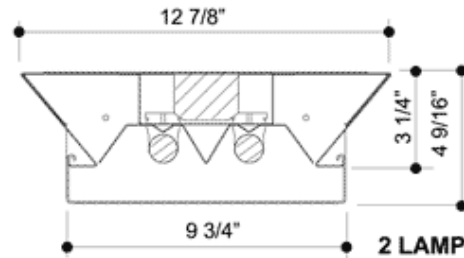
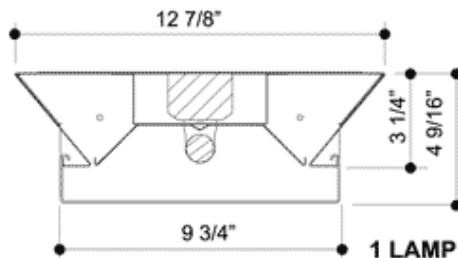
Top View 4'



Top View 8'

MODEL		LENGTH
CROSS SECTION		
1 LAMP	2 LAMP	A (in)
124	224	24 1/16
136	236	36 1/16
148	248	48 1/16
148/2	248/2	96
196	296	96

End Views



Product Key

BF										2		48		-		T8		32		P		120		-		Options					
No. Of Lamps Typical Number of lamps in Cross Section										1		2																			
Nom. Length (in.)										24		36		48		96															
Lamp Type										T8		T8HO		T8VHO		T12SL		T12HO													
Lamp Watts See Table below										17		25		32		44		86													
Voltage										120 - 120V		240 - 240V		277 - 277V		347 - 347V		600 - 600V		UNV - 120-277V		UN2 - 277-347V		UN4 - 347-480V							
Ballast Type										N - Instant Start		P - Prog. Start		R - Rapid Start																	
Ballast Options										<input type="checkbox"/> B01 Ballast Disconnect - In-line Power Disconnect (CSA-UL Req'd For Voltages above 150v)		<input type="checkbox"/> B02 Dimming Addressable Digital (dali)		<input type="checkbox"/> B03 Dimming Low Voltage		<input type="checkbox"/> B04 Dimming Line Voltage		<input type="checkbox"/> B05 Frequency Universal DC-60hz		<input type="checkbox"/> B06 Low Temperature		<input type="checkbox"/> B08 Ballast - High Ballast Factor		<input type="checkbox"/> B09 Ballast - Low Ballast Factor							
Housing Construction Options										<input type="checkbox"/> C06 Housing 20 Gauge Riveted																					
Lampholder Options										<input type="checkbox"/> H4 Lampholder Rotary Lock																					
Packaging Options (select one only)										<input type="checkbox"/> K0 Pack Bulk		<input type="checkbox"/> K1 Pack Single																			
Mounting Options										<input type="checkbox"/> M15 Mounting Joiner Band																					
Lens and Shielding Options										<input type="checkbox"/> P17 Lens Single 8-ft (96-inch model only)																					
Reflector Options										<input type="checkbox"/> VF1 Reflector VF1 Solid Full (95% Reflectance) Specular																					
Approval and Rating Options										<input type="checkbox"/> X6 USA Market																					

Lamp Watts

Length	Nominal Lamp Watts			Lamp Length (in)	
	T8	T8HO	T8VHO	T12SL	T12HO
24	17	-	-	-	-
36	25	-	-	-	-
48	32	44	84	-	-
96	59	86	-	96	96